

KIESEL

Mein Systempartner.

HITACHI

KTEG KMC350-5

KIESEL



Ref.-number: 0010514189
Construction year: 2015
Operating hours: 5740
Location: Baienfurt

Equipment:

22m lattice boom, separable
hydraulic boom change system QuickConnect
hydraulic adjustable u/c
hydraulic tilting cab
cab guards
a/c
rear camera
additional rear weight
600mm shoes

Worldwide delivery. Please ask for our low shipping costs.

Inquire now!
sales@kiesel.net

KIESEL

Mein Systempartner.

HITACHI

KTEG KMC350-5



View 1



View 2



View 3



View 4



View 5



View 6

ISUZU MOTORS LTD. MADE IN JAPAN

ENGINE FAMILY: DSZXL07.8LXA	ADVERTISED HORSE POWER
ENGINE CODE: 6HK1XDLAA-01	SAE NET (FAN DISENGAGED)
MODEL: AL-6HK1X	210.0 kW / 1900 RPM
POWER CATEGORY: 130≤kW<560	FUEL RATE: 159.2 mm ³ /st.
NOx STANDARD: 2.0 g/kWh	VALVE LASH (COLD):
PM STANDARD: 0.02g/kWh	IN/EXH: 0.4/0.4 mm
ENGINE DISPLACEMENT: 7.790 Liters	CURB IDLE: 900 RPM
EXHAUST EMISSION CONTROL SYSTEM	ULTRA LOW SULFUR FUEL ONLY.
: ECM, TC, CAC, DFI, EGR, OC, PTOX	DELEGATED ASSEMBLY.

THIS ENGINE COMPLIES WITH U.S. EPA REGULATIONS FOR 2013MY NONROAD DIESEL ENGINES AND CALIFORNIA REGULATIONS FOR 2013MY OFF-ROAD CI ENGINES. MODEL SPECIFICATIONS: SEE SERVICE MANUAL.

THIS ENGINE IS CONFORMED 97/68/EC DIRECTIVE.

ENGINE FAMILY: 6HK1XDLA	DATE OF MANUFACTURE: 09/13
ENGINE TYPE: 6HK1XDLAA	ENGINE ID NUMBER: 6HK1-580936
TYPE APPROVAL NUMBER: e4197/68LA*2010/2610273*00	136H-B01


View 7



View 8




View 9



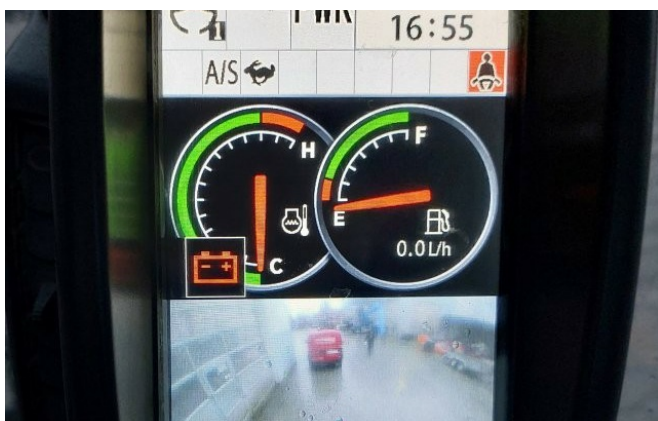
View 10



View 11



View 12



View 13



View 14

Top-Bewertungen
 ★★★★★ 4,6 bei Google
 ★★★★★ 4,6 bei MachineryLine
 ★★★★★ 4,6 bei Traktor

WIR KAUFEN IHRE

BAUMASCHINEN

UMSCHLAGMASCHINEN

ANBAUGERÄTE

UND JEDE ART VON ZUBEHÖR!



✉ Ankauf@kiesel.net
☎ T: 0152 57 95 89 96

- ✓ Jede Marke
- ✓ Jedes Baujahr
- ✓ Jeder Zustand



View 15