

ESCO - SV2

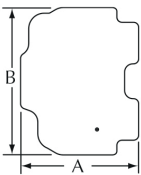
Zahnform	65SV2	70SV2	75SV2	85SV2
RX	65SV2RX	70SV2RX	75SV2RX	85SV2RX
VX	65SV2VX	70SV2VX	75SV2VX	85SV2VX
SD	65SV2SD	70SV2SD	75SV2SD	85SV2SD
CHD	-	-	-	85SV2CHD
RXL	-	-	75SV2RXL	85SV2RXL
RXXL	-	-	75SV2RXXL	85SV2RXXL
RHXL	-	-	75SV2RHXL	85SV2RHXL
AG	65SV2AG	70SV2AG	75SV2AG	-
ADHL	65SV2ADHL	70SV2ADHL	75SV2ADHL	-
Sicherungskeil	65SV2PN-C	70SV2PN-C	75SV2PN-C	85SV2PN-C
Anschweißnase	WN-65SV2	WN-70SV2	WN-75SV2	WN-85SV2

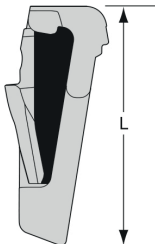
Artikel Nr.	Typ	Beschreibung	A mm	B mm	C mm	D Grad	E mm	G mm
6803W-65SV2	4	1-1/2 Top Leg	90	368	221	30	180	-
6840L-65SV2	4CN	1-1/2 Top Leg Straddle	90	400	184	30	214	65
6840R-65SV2	4CN	1-1/2 Top Leg Straddle	90	400	184	30	214	65
6858L-65SV2	4CN	1-1/2 Top Leg Straddle	90	400	184	30	214	70
6858R-65SV2	4CN	1-1/2 Top Leg Straddle	90	400	184	30	214	70
3858W-65SV2	4	1-1/2 Top Leg	70	356	191	30	180	-
6852L-65SV2	4CN	1-1/2 Top Leg Straddle	70	356	184	30	180	67
6852R-65SV2	4CN	1-1/2 Top Leg Straddle	70	356	184	30	180	67
5898W-65SV2	4	1-1/2 Top Leg	80	406	203	30	180	-
5839W-65SV2	4	1-1/2 Top Leg	90	413	242	30	180	-
5838LW-65SV2	5	1-1/2 Top Leg Spade	90	412	242	30	180	-
5838RW-65SV2	5	1-1/2 Top Leg Spade	90	412	242	30	180	-
6830LW-65SV2	5	1-1/2 Top Leg Spade	76	457	279	30	180	-
6830RW-65SV2	5	1-1/2 Top Leg Spade	76	457	279	30	180	-
6812W-65SV2	4	1-1/2 Top Leg	70	406	216	30	180	-
6812LW-65SV2	5	1-1/2 Top Leg Spade	70	406	216	30	180	-
6812RW-65SV2	5	1-1/2 Top Leg Spade	70	406	216	30	180	-
6853L-65SV2	4CN	1-1/2 Top Leg Straddle	70	356	184	30	180	50
6853R-65SV2	4CN	1-1/2 Top Leg Straddle	70	356	184	30	180	50
6857L-65SV2	4CN	1-1/2 Top Leg Straddle	70	358	358	30	180	50
6857R-65SV2	4CN	1-1/2 Top Leg Straddle	70	358	358	30	180	50
5897W-70SV2	4	1-1/2 Top Leg	102	447	274	30	214	-
6803W-70SV2	4	1-1/2 Top Leg	89	397	243	30	214	-
6839L-70SV2	4CN	1-1/2 Top Leg Straddle	102	470	216	30	233	75
6839R-70SV2	4CN	1-1/2 Top Leg Straddle	102	470	216	30	233	75
6840L-70SV2	4CN	1-1/2 Top Leg Straddle	89	419	197	30	214	65
6840R-70SV2	4CN	1-1/2 Top Leg Straddle	89	419	197	30	214	65
5894LW-70SV2	5	1-1/2 Top Leg Spade	102	474	289	30	214	-
5894RW-70SV2	5	1-1/2 Top Leg Spade	102	474	289	30	214	-
5896W-70SV2	4	1-1/2 Top Leg	102	474	289	30	214	-
6841L-70SV2	4CN	1-1/2 Top Leg Straddle	102	470	216	30	233	75
6841R-70SV2	4CN	1-1/2 Top Leg Straddle	102	470	216	30	233	75
6854W-70SV2	4	1-1/2 Top Leg	89	397	243	30	214	-




ESCO - SV2

Artikel Nr.	Typ	Beschreibung	A mm	B mm	C mm	D Grad	E mm	G mm
5897W-75SV2	4	1-1/2 Top Leg	102	462	277	30	241	-
6810W-75SV2	4	1-1/2 Top Leg	121	540	329	30	241	-
6838L-75SV2	4CN	1-1/2 Top Leg Straddle	121	508	229	30	262	90
6838R-75SV2	4CN	1-1/2 Top Leg Straddle	121	508	229	30	262	90
6839L-75SV2	4CN	1-1/2 Top Leg Straddle	121	508	229	30	241	75
6839R-75SV2	4CN	1-1/2 Top Leg Straddle	121	508	229	30	241	75
6843W-75SV2	4	1-1/2 Top Leg	121	542	329	30	241	-
6844LW-75SV2	5	1-1/2 Top Leg Spade	121	569	357	30	241	-
6844RW-75SV2	5	1-1/2 Top Leg Spade	121	569	357	30	241	-
6845L-75SV2	4CN	1-1/2 Top Leg Straddle	121	508	229	30	262	75
6845R-75SV2	4CN	1-1/2 Top Leg Straddle	121	508	229	30	262	75
6847W-75SV2	4	1-1/2 Top Leg	102	542	329	30	241	-
6848LW-75SV2	5	1-1/2 Top Leg Spade	102	562	349	30	241	-
6848RW-75SV2	5	1-1/2 Top Leg Spade	102	562	349	30	241	-
6810W-85SV2	4	1-1/2 Top Leg	121	540	329	30	262	-
6806W-85SV2	4	1-1/2 Top Leg	141	559	329	30	262	-
6838L-85SV2	4CN	1-1/2 Top Leg Straddle	121	508	229	30	262	90
6838R-85SV2	4CN	1-1/2 Top Leg Straddle	121	508	229	30	262	90
6842R-85SV2	4CN	1-1/2 Top Leg Straddle	141	540	254	30	262	90
6842L-85SV2	4CN	1-1/2 Top Leg Straddle	141	540	254	30	262	90

Wear Cap	Größe	Artikel Nr.	A mm	B mm
	65SV2	WC265	200	249
	65SV2	WC365L	423	243
	65SV2	WC365R	423	243
	70SV2	WC270	200	249
	75SV2	WC275	224	258
	85SV2	WC285	236	281

SV2 Locking Pin	Größe	Artikel Nr.
	65SV2	65-70SV2PN-RT
	70SV2	65-70SV2PN-RT
	75SV2	75-85SV2PN-RT
	85SV2	75-85SV2PN-RT

SV2 Montagewerkzeug	Größe	Artikel Nr.
	65SV2	65SV2PN-C
	70SV2	70SV2PN-C
	75SV2	75SV2PN-C
	85SV2	85SV2PN-C

