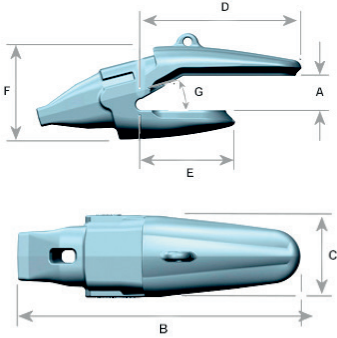
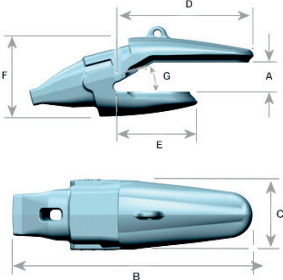
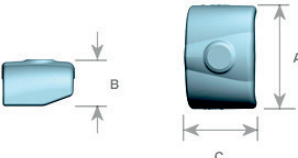


Combi Wear Parts - ProClaws

Zahnform	W09	W10	W20	W25	W30	W40	W50
AE	-	710110	720110	725110	730110	740110	750110
AL	-	-	-	825110	830110	840110	-
GPE	709100	710100	720100	725100	-	-	-
PE	-	-	720120	725120	730120	740120	750120
XAL	-	-	-	825111	-	-	-


Bagger-Adapter (BE & BME)	Artikel-Nr.	Lip thickness	A mm	B mm	C mm	D mm	E mm	F mm	G Grad
	709010	40	42	380	111	131	227	133	10
	709011	50	52	380	111	131	227	133	10
	710010	50	52	457	132	184	280	158	10
	710011	60	62	457	132	184	280	158	10
	720010	70	72	545	157	227	329	186	10
	720011	60	62	545	157	227	329	186	10
	725010	80	82	605	177	204	367	205	10
	725011	70	72	605	177	289	367	207	10
	730010	90	92	678	202	317	408	243	10
	730012	90	92	678	202	317	408	243	10
	740010	100	102	760	226	364	457	274	10
	740012	100	102	760	226	364	457	274	10
	740015	120	123	841	226	394	498	294	10
	750010	120	123	831	248	394	498	301	10
	750012	120	123	831	248	394	498	301	10

Radlader Adapter (TL & MTL)	Artikel-Nr.	Lip thickness	A mm	B mm	C mm	D mm	E mm	F mm	G Grad
	825026	75	77	619	177	379	216	214	15
	830024	75	77	695	202	420	244	249	15
	830026	90	92	695	202	420	244	252	15
	840026	100	103	774	226	463	273	281	15
	840027	100	103	774	226	465	273	282	15

Wear Cap	Artikel-Nr.	A mm	B mm	C mm
	730501	213	88	142
	740501	238	100	161
	750501	261	110	181

Pro Claws Montagewerkzeug	Artikel-Nr.
	700700

Pro Claws Lock SL	Artikel-Nr.
	710301
	720301
	725301
	730301
	740301

Pro Claws Lock ML	Artikel-Nr.
	710302
	720302
	725302
	730302
	740302
750302	

