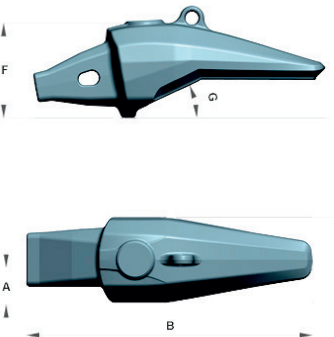
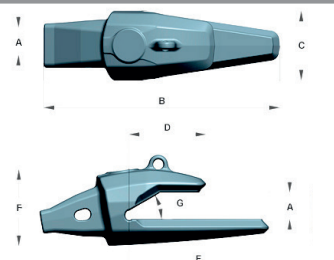





Combi Wear Parts - C-REX

Zahnform	R10	R14	R18	R23	R29	R35
AE	-	R14AE	R18AE	R23AE	R29AE	-
AL	-	R14AL	R18AL	R23AL	R29AL	R35AL
FE	-	-	R18FE	R23FE	R29FE	-
GPE	R10GPE	R14GPE	R18GPE	R23GPE	R29GPE	-
GPL	R10GPL	R14GPL	R18GPL	R23GPL	R29GPL	R35GPL
VE	R10VE	R14VE	R18VE	R23VE	R29VE	-
WE	-	R14WE	R18WE	R23WE	R29WE	-

Bagger-Adapter	Artikel-Nr.	A mm	B mm	C mm	D mm	E mm	F mm	G Grad
	R10BE25	27	281	83	95	171	90	30
	R14BE30	32	325	96	110	198	103	30
	R14BE40	42	325	96	110	198	103	30
	R18BE40	42	361	106	120	220	119	30
	R18BE45	47	362	106	119	221	119	30
	R23BE40	42	408	120	137	249	130	30
	R23BE50	52	408	120	137	249	130	30
	R29BE50	52	449	132	150	274	148	30
	R29BE60	62	449	132	148	274	148	30

Bagger und Radlader Adapter	Artikel-Nr.	A mm	B mm	C mm	D mm	E mm	F mm	G Grad
	R10SL20	20 (20-30)	278	83	N/A	N/A	88	25
	R14SL30	30 (30-40)	322	96	N/A	N/A	101	25
	R18SL30	30 (30-40)	357	106	N/A	N/A	114	25
	R23SL40	40 (40-50)	404	120	N/A	N/A	127	25
	R29SL50	50 (50-65)	444	132	N/A	N/A	144	25

Radlader Adapter	Artikel-Nr.	A mm	B mm	C mm	D mm	E mm	F mm	G Grad
	R18TL40	42	357	106	215	125	121	25
	R23TL40	42	403	120	244	140	130	25
	R29TL50	52	443	132	268	156	150	25
	R35TL65	67	501	149	303	174	170	30

Locking Pin	Artikel-Nr.	Montagewerkzeug	Artikel-Nr.
	R10LP		R10LT
	R14LP		R14LT
	R18LP		R18LT
	R23LP		R23LT
	R29LP		R29LT
R35LP	R35LT		

