

# PORT HANDLING

LET'S HANDLE IT!



**FUCHS**<sup>®</sup>  
A TEREX BRAND



Fuchs has a wide range of material handlers that are powerful solutions for port handling.

Offering a variety of mobile, crawler and stationary undercarriage versions as well as various equipment combinations, attachments and quick coupling systems, Fuchs material handlers can be tailored for almost any application.





### ATTACHMENTS AND LOADING EQUIPMENT

- Dipperstick for cactus or clamshell grab
- Banana boom for extended reach over ship wall
- Pipe rupture valves with regeneration function as standard from the MHL360 to the F120 MH
- Grab rotation speed and pressure regulation via display
- Optimally arranged hydraulic pipes and hoses

### UPPERCARRIAGE

- Separated cooling system for engine, hydraulic oil and AC condenser
- Demand driven, temperature-dependent fan drives
- Well tuned 2-circuit hydraulics ensure fast, precise and powerful work cycles and maximum handling performance
- Rear and side view camera and additional display

### CABIN

- Vertically and horizontally adjustable cabin\*
- Large skylight
- Sliding window in cab door
- Safety glass
- Automatic air conditioning system

### SERVICE PLATFORM

- Convenient access to engine, main hydraulic valve block, diesel, DEF tank etc
- Secure place for carrying out service
- Unique in the market

### ENGINE

#### Diesel engine

- Best-in-class for economic fuel consumption in its power segment
- Latest EU-Stage V emission technology
- Rest of world solutions
- Covered and protected EAT system

#### Electric motor

- Low maintenance and operating costs
- Minimum noise
- Zero local emissions

### UNDERCARRIAGE

- Mobile, crawler, rail-car or stationary





**THE BEGINNING OF A  
NEW ERA  
F120  
MH**





**ATTACHMENTS AND LOADING EQUIPMENT**

- Robust and FEM-optimised loading device, designed for heavy-duty material handling applications
- Banana boom for an optimised range curve, which greatly facilitates the unloading of bulk carriers and barges
- Hydraulic installation designed for material handling, with mostly durable piping being used
- Hose rupture safety valves on all-working cylinders, while boom and stick cylinders also have hydraulic regeneration for enhanced efficiency and safety in every application
- Tool control: oil flowrate and pressures for attachments individually adjustable
- Blue Hybrid System: Storage of surplus energy during lowering of the loading equipment in accumulators, which can be used during the next loadcycle

**UPPERCARRIAGE**

- High-performance cooling systems, with separate coolers for the engine, the hydraulic oil and air conditioning
- Fans with thermostatic control, ensuring temperatures consistently remain within the optimal range. This prolongs their lifespan and helps to reduce operating costs
- Highly efficient mobile hydraulics
- Rear view and side camera

**UNDERCARRIAGE**

- Mobile \*
- Crawler
- Portal \*
- Rail-car \*

**CAB**

- Fuchs comfort cab
- Large panoramic ceiling for an optimal overhead visibility
- Wiper arms and motors out of the field of view
- Automatic climate control
- Large port comfort oder marina comfort cab \*
- Various cab lifting systems available

**DRIVE**

- Blue Hybrid System reduces fuel consumption up to 35%. The system power of 500 kW ensures energy-efficient loading cycles, maximum handling performance and increases productivity

**Diesel engine**

- Low emissions thanks to state-of-the-art EU Stage 5 exhaust gas cleaning system
- Best-in-class fuel consumption
- Exhaust system incl. DPF's are optimally protected against mechanical damage
- Extended oil service period

**Electric motor**

- Low operating costs
- Minimum noise
- ZERO local emissions

**FUCHS SERVICE PLATFORM**

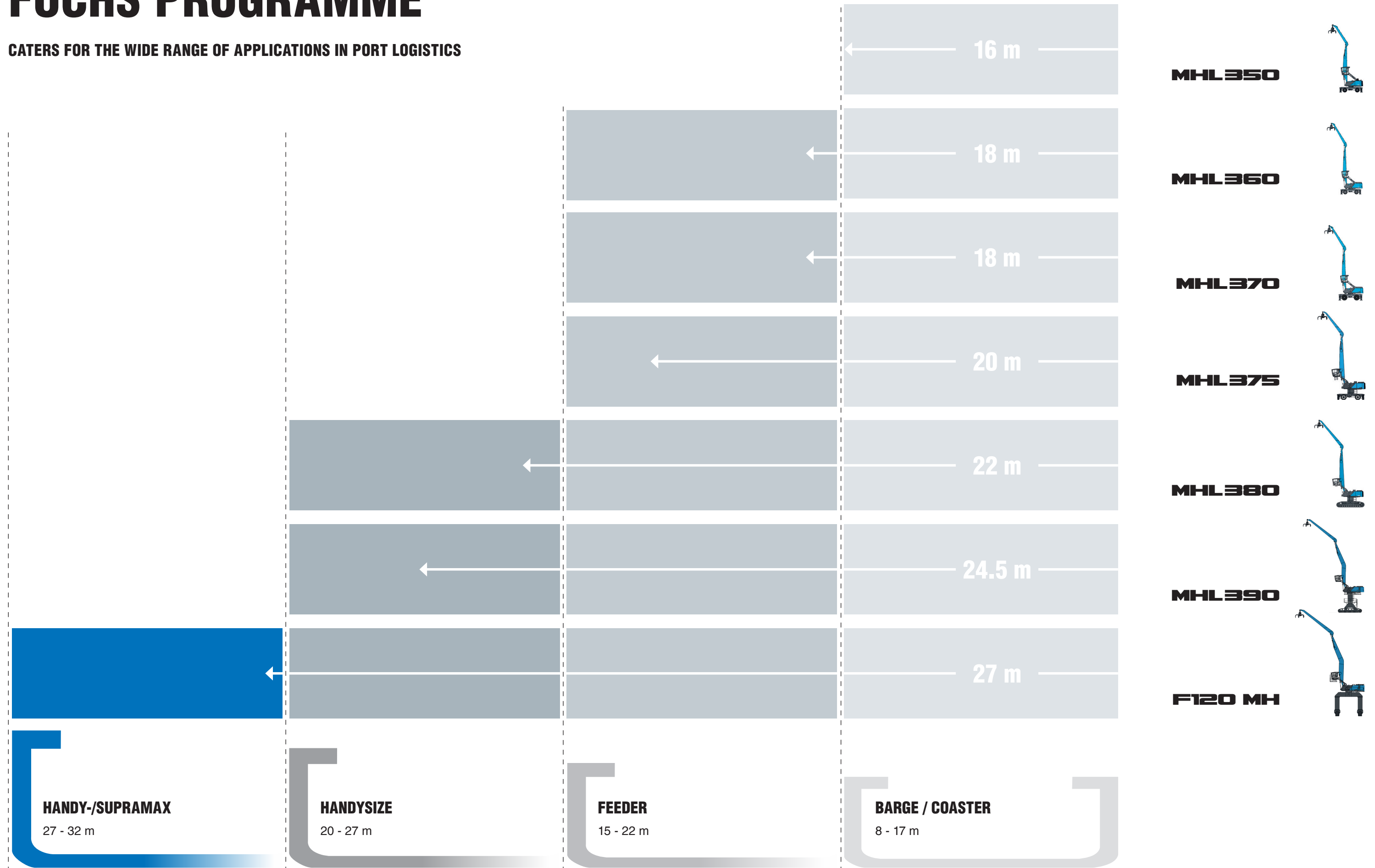
- Unique in the market
- Gantry machine: Service platform access via catwalk
- Secure place for carrying out service
- Convenient access to engine compartment, Fuchs Hybrid system components, main control block, central lubrication system, air filter, tanks and much more.
- Generous maintenance flaps made of sheet steel with gas spring
- Maintenance work can be completed quickly, safely and comfortably





# FUCHS PROGRAMME

CATERS FOR THE WIDE RANGE OF APPLICATIONS IN PORT LOGISTICS



**HANDY-/SUPRAMAX**

27 - 32 m

**HANDYSIZE**

20 - 27 m

**FEEDER**

15 - 22 m

**BARGE / COASTER**

8 - 17 m



# GREAT FEATURES COME STANDARD WITH YOUR FUCHS



## FUCHS SERVICE PLATFORM

Safe place for daily checks and maintenance



## HYDRAULIC PIPES

Metal pipes, great longevity



## SEPARATED COOLING SYSTEM

For engine and hydraulic oil coolers




## DUAL-EAR PIN CONNECTION

Optimal distribution of force, high longevity, less wear and tear



## QUICK FUSE CHECK BUTTON

Fuses can be checked quickly and easily



## HOSE RUPTURE SAFETY VALVES

Hose rupture safety valves with regeneration function as standard from the MHL360 to the F120 MH



## CONTROL DISPLAY

Touchscreen LCD display: the dashboard provides all important information at a glance



## OIL PRESSURE AND FLOW ADJUSTMENT

Parameters can be easily fine-tuned to your personal preference



## SLEWING RING

Internally geared double row slewing ring bearing, greasing via automatic lubrication system





# SPECIAL OPTIONS FOR PORT APPLICATIONS



## VARIOUS TYPES OF CATWALKS

Safe and easy access



## FLAT TRACK SHOES

Exert a minimum amount of ground pressure

## BANANA BOOM

Extended reach over ship wall



## HIGH PRESSURE FILTRATION SYSTEM FOR ATTACHMENTS

Effective protection against contamination of hydraulic oil caused by damaged or leaking attachments monitored on the display



## TRIPLE GROUSER PLATE

Suitable for challenging ground conditions



## SINGLE TYRES

Maximum ground clearance





# ELECTRIC DRIVEN MATERIAL HANDLER

Electric drives are today's forward-looking trend. This is particularly the case with indoor applications, stationary machines and machines with rail undercarriage, in which powerful zero-emission electric drives have very tangible advantages. They include low operating and servicing costs and low noise emissions. The extensive use of standard components from our range of diesel driven models ensure that spare parts are widely available.

The right connection, every single time: the cable lengths and reel designs of Fuchs electric machines are adapted to customer's specific needs, in line with the required range and the available connection options on site.

Thanks to the Power Pack, users of electric driven material handlers gain greater flexibility. The Power Pack allows electric material handlers to be driven from one power socket to the other, independently of any external electricity supply.



## ZERO EMISSIONS

No exhaust gases, little noise and very little heat output: ideal features when operating indoors or close to residential areas.







# MHL350

## DIESEL ENGINE

- EU Stage V/ U.S. Tier 4
- EU Stage IIIA/ U.S. Tier 3 \*
- Deutz 6.1 L6 / TCD2013 L6
- 6-cylinder inline

## ELECTRIC MOTOR

Power: 132 kW  
 Total connected load: 170 kW  
 Motor start: via soft start  
 Optional cable reel: up to 50 metres (other lengths on request)

## LOADING EQUIPMENT

- with dipperstick 15 m / 16 m
- with universal stick 14.7 m
- Fuchs QuickConnect 11.0 m

## CAB SYSTEMS

- vertically adjustable



**160 kW**



**148 kW**



**132 kW**



**35.5 t**



**5.6 m**


\* for low-regulated markets



 EU Stage V/  
U.S. Tier 4 E

 EU Stage IIIA/  
U.S. Tier 3

 Electric motor

 Max. service weight  
without attachments

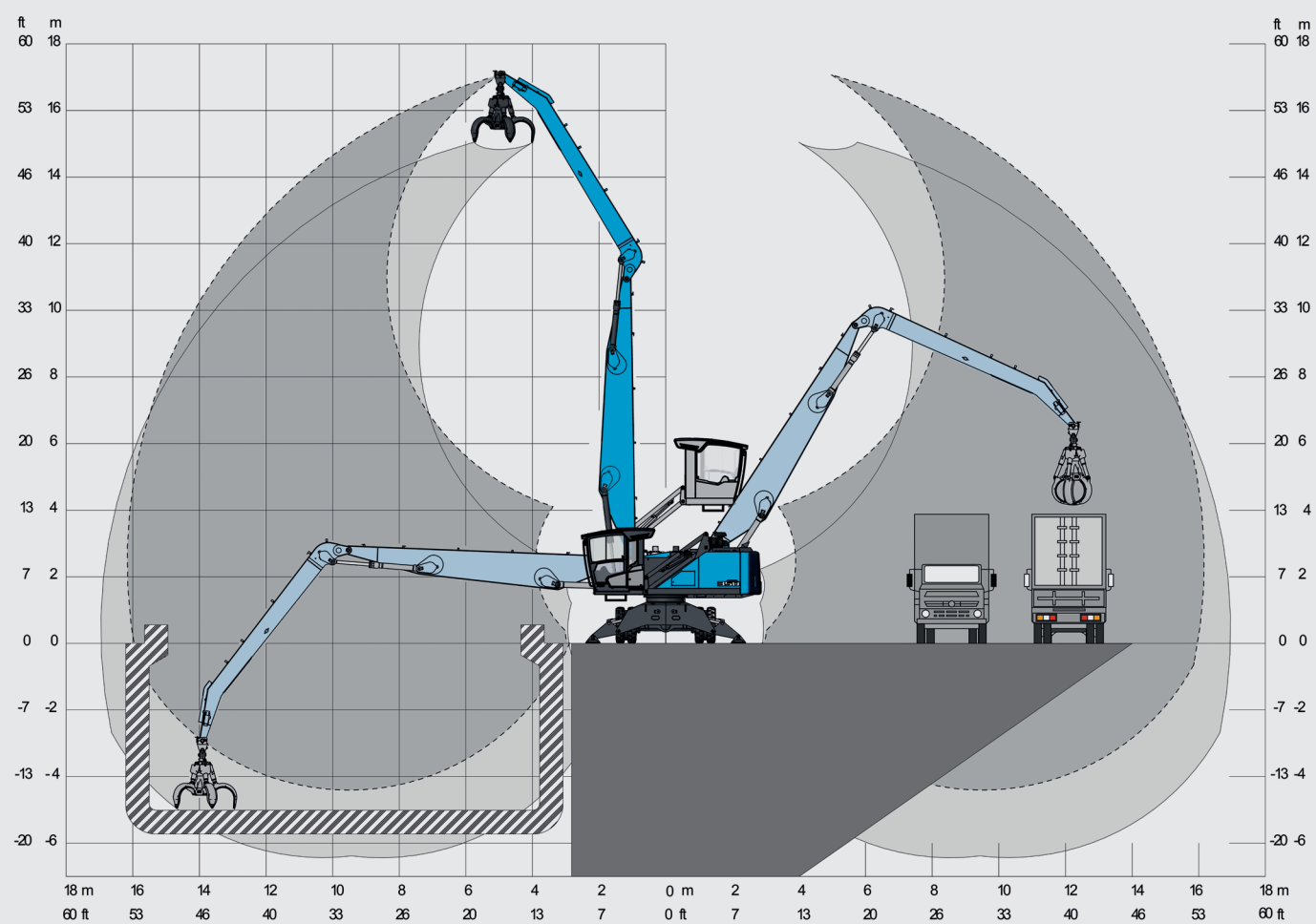
 Max. viewing height



# MHL350

## Application Example

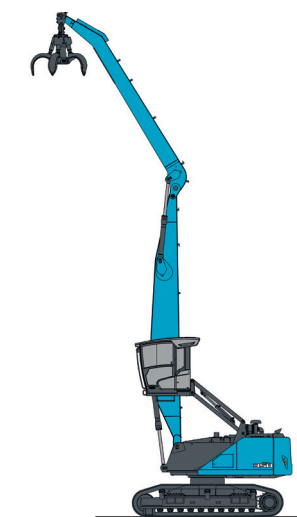
- **LOADING EQUIPMENT: 16 M • CABIN: VERTICALLY ADJUSTABLE**
- **VIEWING HEIGHT: 5.6 M • UNDERCARRIAGE: MOBILE**




## UNDERCARRIAGE VARIANTS AVAILABLE FOR DIFFERENT APPLICATION REQUIREMENTS



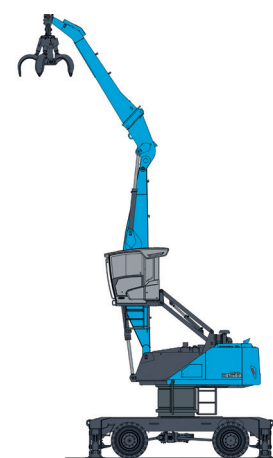
Mobile  
MHL350 F



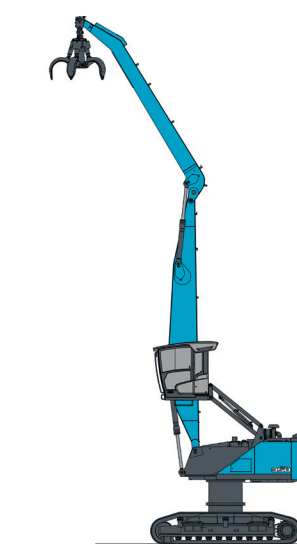
Crawler  
RHL350 F



Stationary  
AHL350 F



Mobile with Pylon  
MHL350 F (Pylon)



Crawler with Pylon  
RHL350 F (Pylon)



Stationary with Pylon  
AHL350 F (Pylon)







# MHL360



## DIESEL ENGINE

- EU Stage V/ U.S. Tier 4
- EU Stage IIIA/ U.S. Tier 3 \*
- Deutz TCD 7.8 L6 4V / TCD2013 L06 2V
- 6-cylinder inline

## ELECTRIC MOTOR

Power: 160 kW  
Total connected load: 210 kW  
Motor start: via soft start  
Optional cable reel: up to 50 metres (other lengths on request)

## LOADING EQUIPMENT

- with straight boom 16.5 m / 18 m
- with banana boom 18 m

## CAB SYSTEMS

- vertically adjustable
- vertically and horizontally adjustable



190 kW



186 kW



160 kW



48.8 t



6.1 m

\* for low-regulated markets



5 EU Stage V/  
U.S. Tier 4 E

3 EU Stage IIIA/  
U.S. Tier 3

Electric motor

Max. service weight  
without attachments

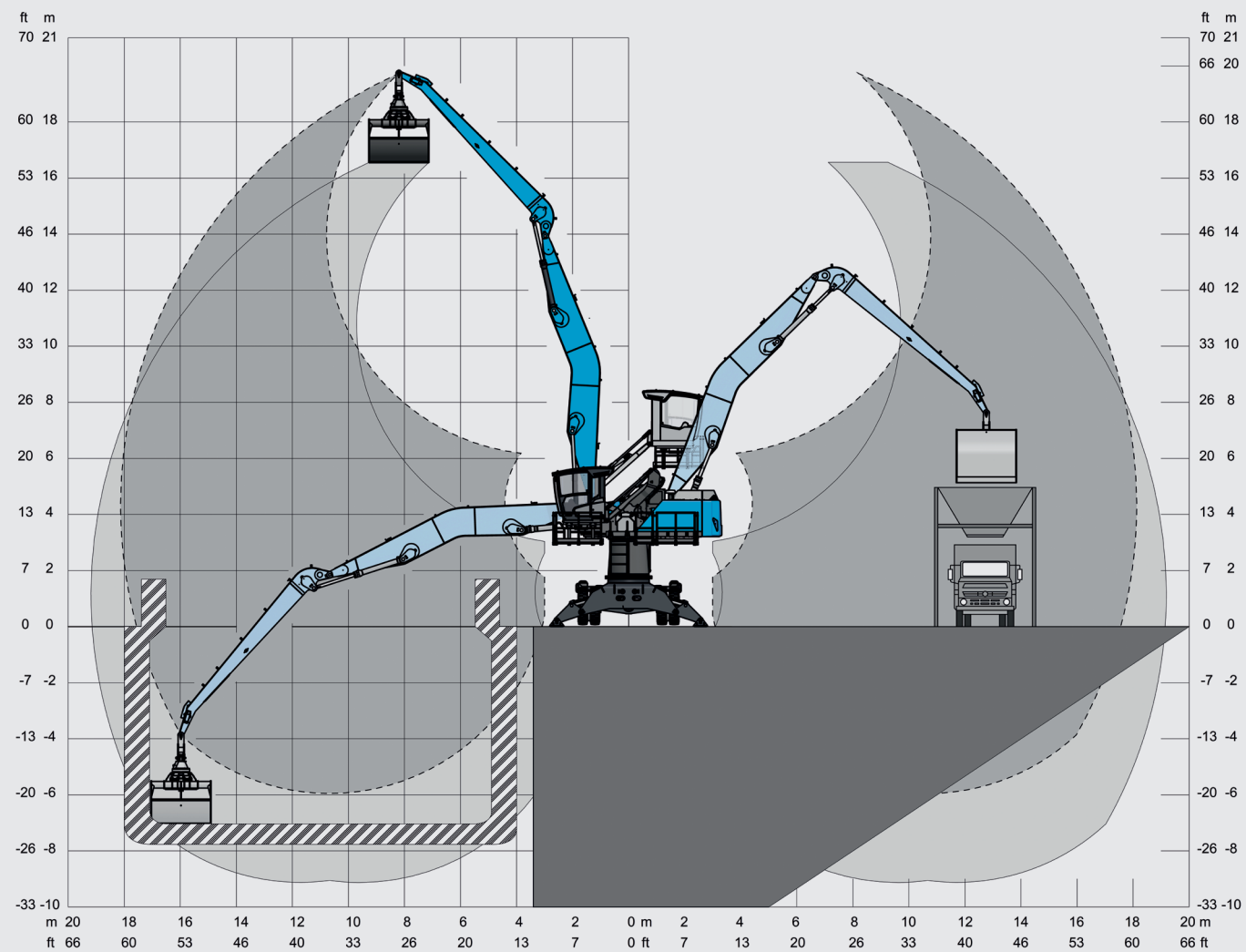
Max. viewing height



# MHL360

## Application Example

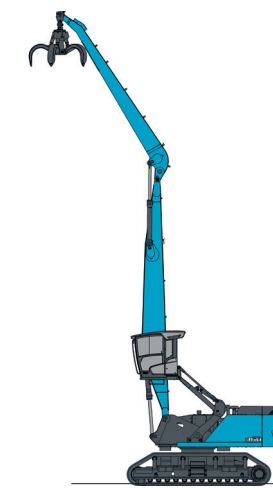
- **LOADING EQUIPMENT: 18 M (BANANA BOOM)** • **CABIN: VERTICALLY ADJUSTABLE**
- **VIEWING HEIGHT: 7.5 M** • **UNDERCARRIAGE: MOBILE + PYLON**



## UNDERCARRIAGE VARIANTS AVAILABLE FOR DIFFERENT APPLICATION REQUIREMENTS



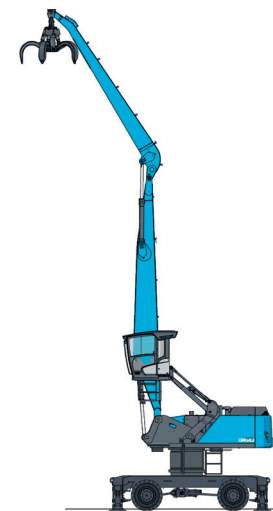
Mobile  
MHL360 F



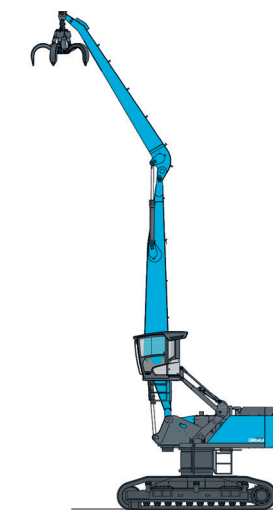
Crawler  
RHL360 F



Stationary  
AHL360 F



Mobile with Pylon  
MHL360 F (Pylon)



Crawler with Pylon  
RHL360 F (Pylon)



Stationary with Pylon  
AHL360 F (Pylon)









# MHL370

## DIESEL ENGINE

- EU Stage V/ U.S. Tier 4
- EU Stage IIIA/ U.S. Tier 3\*
- Deutz TCD 7.8 L6
- 6-cylinder inline

## ELECTRIC MOTOR

Power: 200 kW  
 Total connected load: 250 kW  
 Motor start: via soft start  
 Optional cable reel: up to 50 metres (other lengths on request)

## LOADING EQUIPMENT

- with straight boom 16.5 m / 18 m
- with banana boom 18 m

## CAB SYSTEMS

- vertically adjustable
- vertically and horizontally adjustable

 **230 kW**

 **230 kW**

 **200 kW**

 **52.0 t**

 **6.1 m**


\* for low-regulated markets



 EU Stage V/  
U.S. Tier 4 E

 EU Stage IIIA/  
U.S. Tier 3

 Electric motor

 Max. service weight  
without attachments

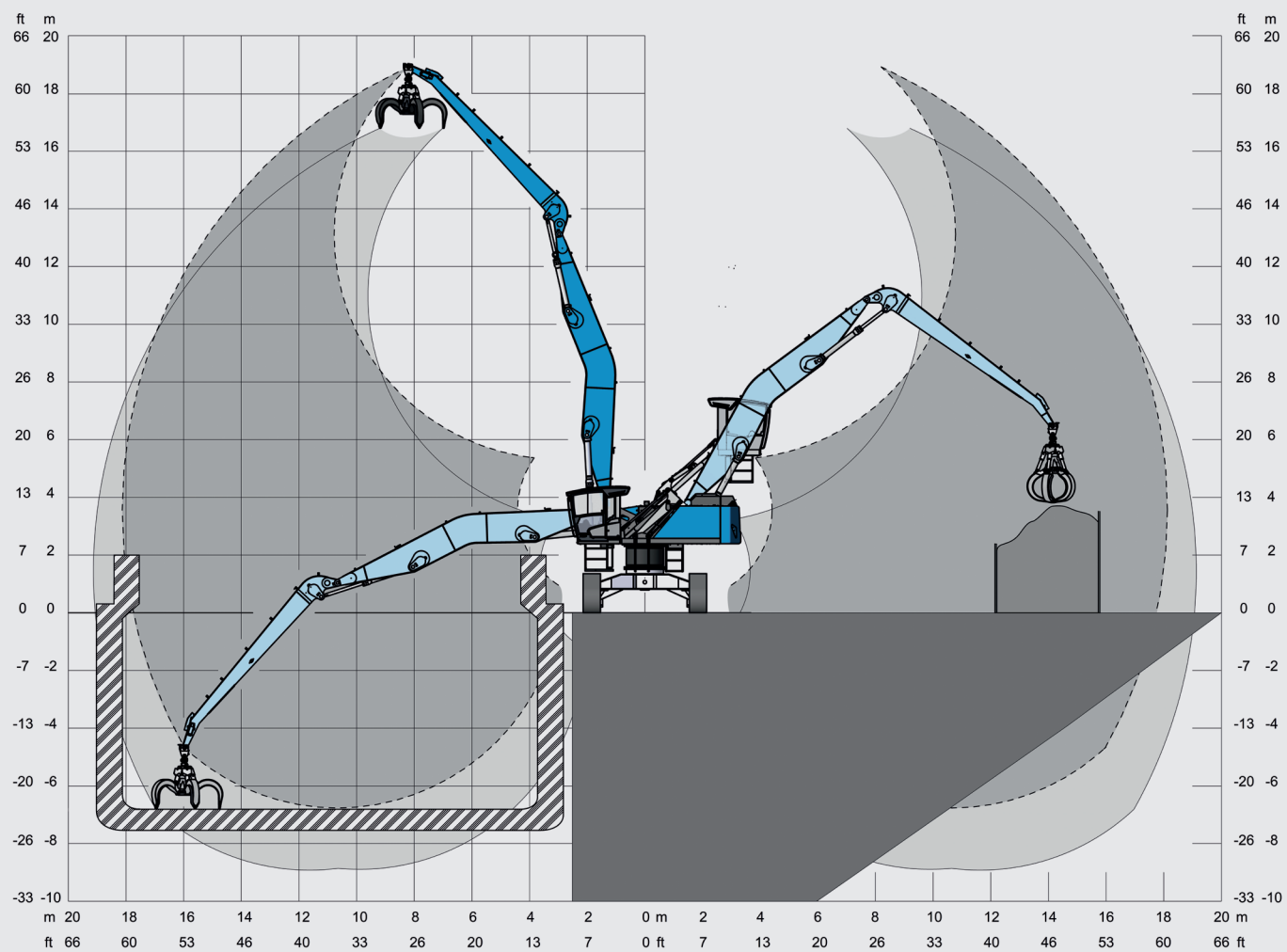
 Max. viewing height



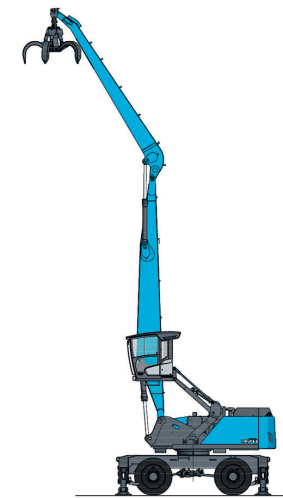
# MHL370

## Application Example

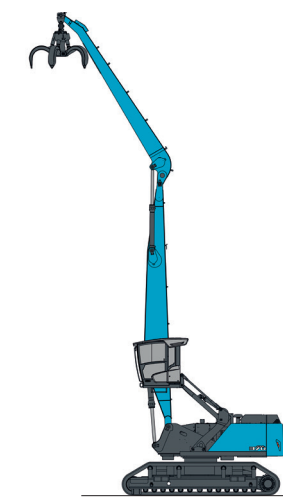
- **LOADING EQUIPMENT: 18 M (BANANA BOOM)** • **CABIN: VERTICALLY ADJUSTABLE**
- **VIEWING HEIGHT: 7.5 M** • **UNDERCARRIAGE: CRAWLER + PYLON**



## UNDERCARRIAGE VARIANTS AVAILABLE FOR DIFFERENT APPLICATION REQUIREMENTS



Mobile  
MHL370 F



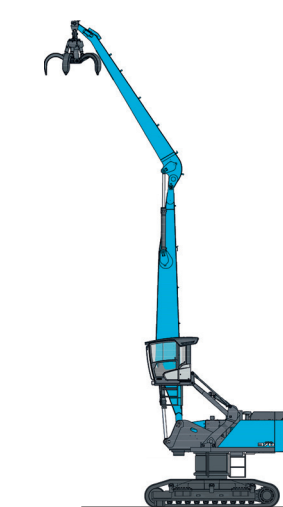
Crawler  
RHL370 F



Stationary  
AHL370 F



Mobile with Pylon  
MHL370 F (Pylon)



Crawler with Pylon  
RHL370 F (Pylon)



Stationary with Pylon  
AHL370 F (Pylon)









# MHL375

## DIESEL ENGINE

- EU Stage V/ U.S. Tier 4
- EU Stage IIIA/ U.S. Tier 3 \*
- Deutz TCD 7.8 L6
- 6-cylinder inline

## ELECTRIC MOTOR

- Power: 220 kW
- Total connected load: 270 kW
- Motor start: via soft start
- Optional cable reel: up to 50 metres (other lengths on request)

## LOADING EQUIPMENT

- with straight boom 18 m / 20 m

## CAB SYSTEMS

- vertically adjustable
- vertically and horizontally adjustable



245 kW



245 kW



220 kW



65.5 t



6.0 m

\* for low-regulated markets



5 EU Stage V/  
U.S. Tier 4 E

3 EU Stage IIIA/  
U.S. Tier 3

Electric motor

Max. service weight  
without attachments

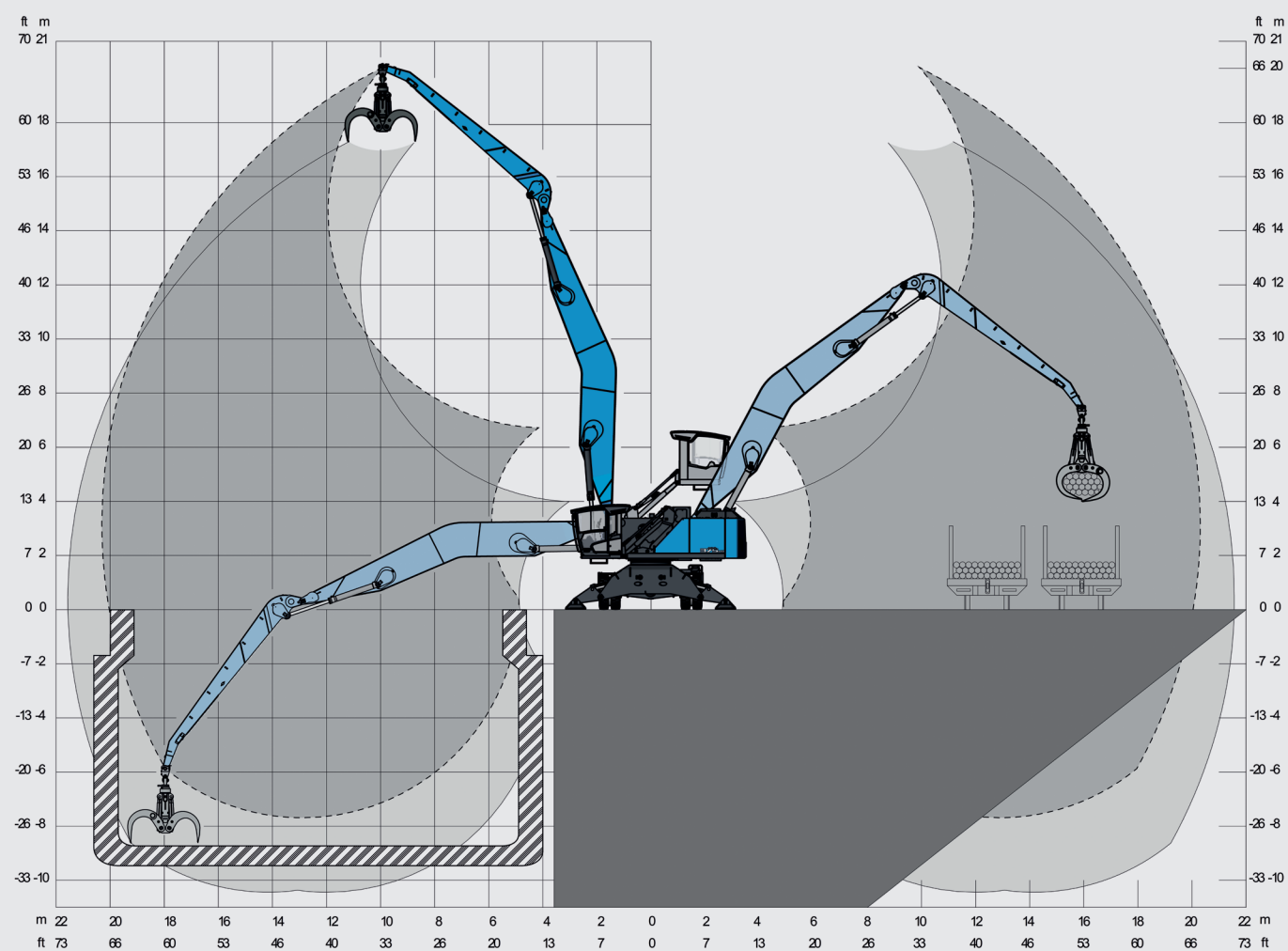
Max. viewing height



# MHL375

## Application Example

- **LOADING EQUIPMENT: 20 M (BANANA BOOM)** • **CABIN: VERTICALLY ADJUSTABLE**
- **VIEWING HEIGHT: 6 M** • **UNDERCARRIAGE: MOBILE**



## UNDERCARRIAGE VARIANTS AVAILABLE FOR DIFFERENT APPLICATION REQUIREMENTS



**Mobile**  
MHL375 F



**Stationary**  
AHL375 F




**Mobile with Pylon**  
MHL375 F (Pylon)



**Stationary with Pylon**  
AHL375 F (Pylon)







# MHL380



## DIESEL ENGINE

- EU Stage V/ U.S. Tier 4
- EU Stage IIIA/ U.S. Tier 3 \*
- Deutz TCD 7.8 L6
- 6-cylinder inline

## ELECTRIC MOTOR

Power: 220 kW  
Total connected load: 270 kW  
Motor start: via soft start  
Optional cable reel: up to 50 metres (other lengths on request)

## LOADING EQUIPMENT

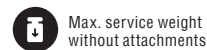
- with straight boom 18 m / 20 m / 22 m
- with banana boom 20 m / 22 m

## CAB SYSTEMS

- vertically adjustable
- vertically and horizontally adjustable



\* for low-regulated markets

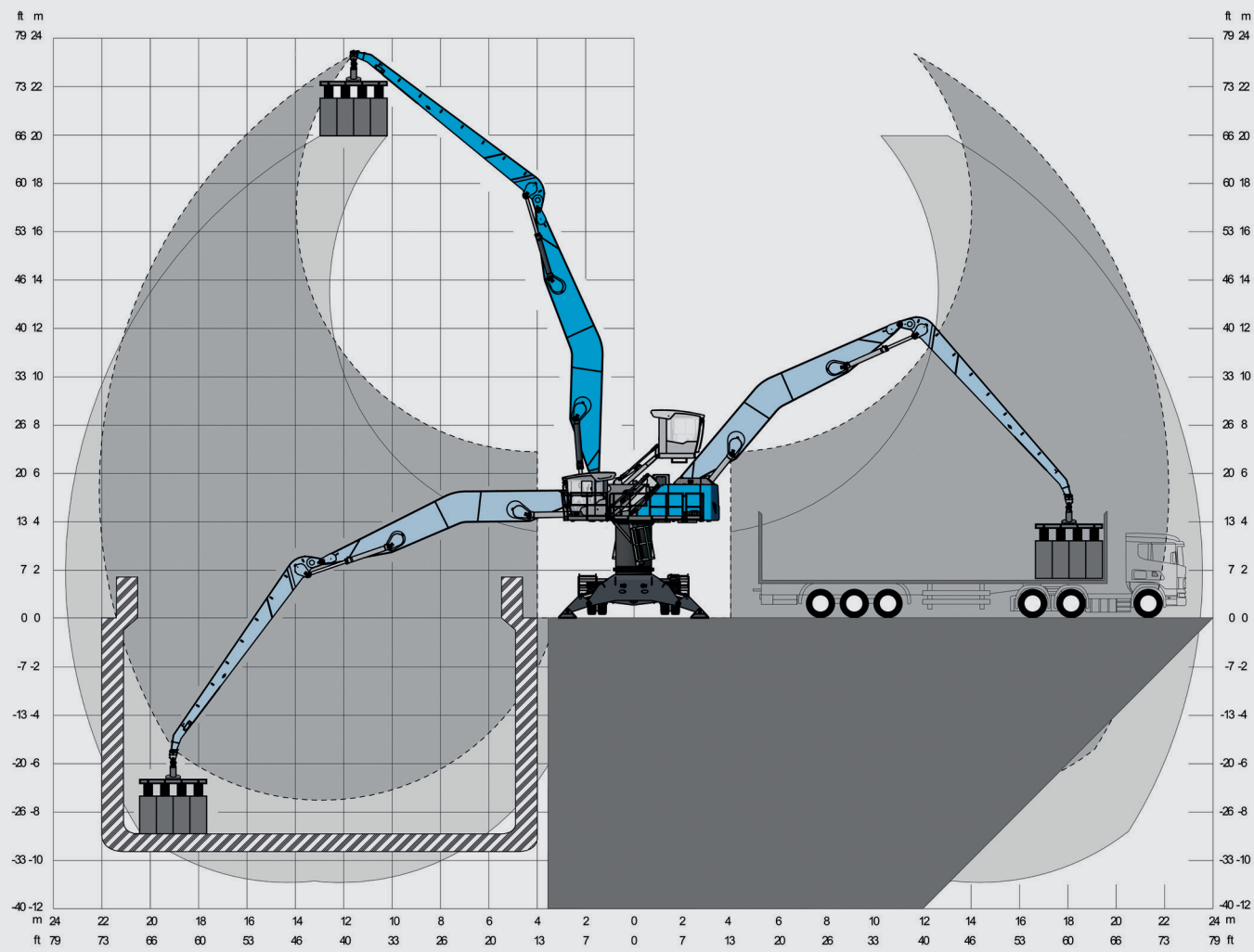




# MHL380

## Application Example

- **LOADING EQUIPMENT: 22 M (BANANA BOOM)** • **CABIN: VERTICALLY ADJUSTABLE**
- **VIEWING HEIGHT: 8 M** • **UNDERCARRIAGE: MOBILE + PYLON**



## UNDERCARRIAGE VARIANTS AVAILABLE FOR DIFFERENT APPLICATION REQUIREMENTS



Mobile  
MHL380 F



Crawler  
RHL380 F



Stationary  
AHL380 F



Mobile with Pylon  
MHL380 F (Pylon)



Crawler with Pylon  
RHL380 F (Pylon)



Stationary with Pylon  
AHL380 F (Pylon)







# MHL390



## DIESEL ENGINE

- EU Stage V/ U.S. Tier 4
- EU Stage IIIA/ U.S. Tier 3 \*
- Deutz TCD 12.0 V6 / TCD2015 V06
- 6-cylinder inline

## ELECTRIC MOTOR

Power: 250 kW  
Total connected load: 304 kW  
Motor start: via soft start  
Optional cable reel: up to 50 metres (other lengths on request)

## LOADING EQUIPMENT

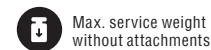
- with straight boom 22 m / 24 m
- with banana boom 24.5 m

## CAB SYSTEMS

- vertically adjustable
- vertically and horizontally adjustable
- cabin system "Port"



\*) for low-regulated markets

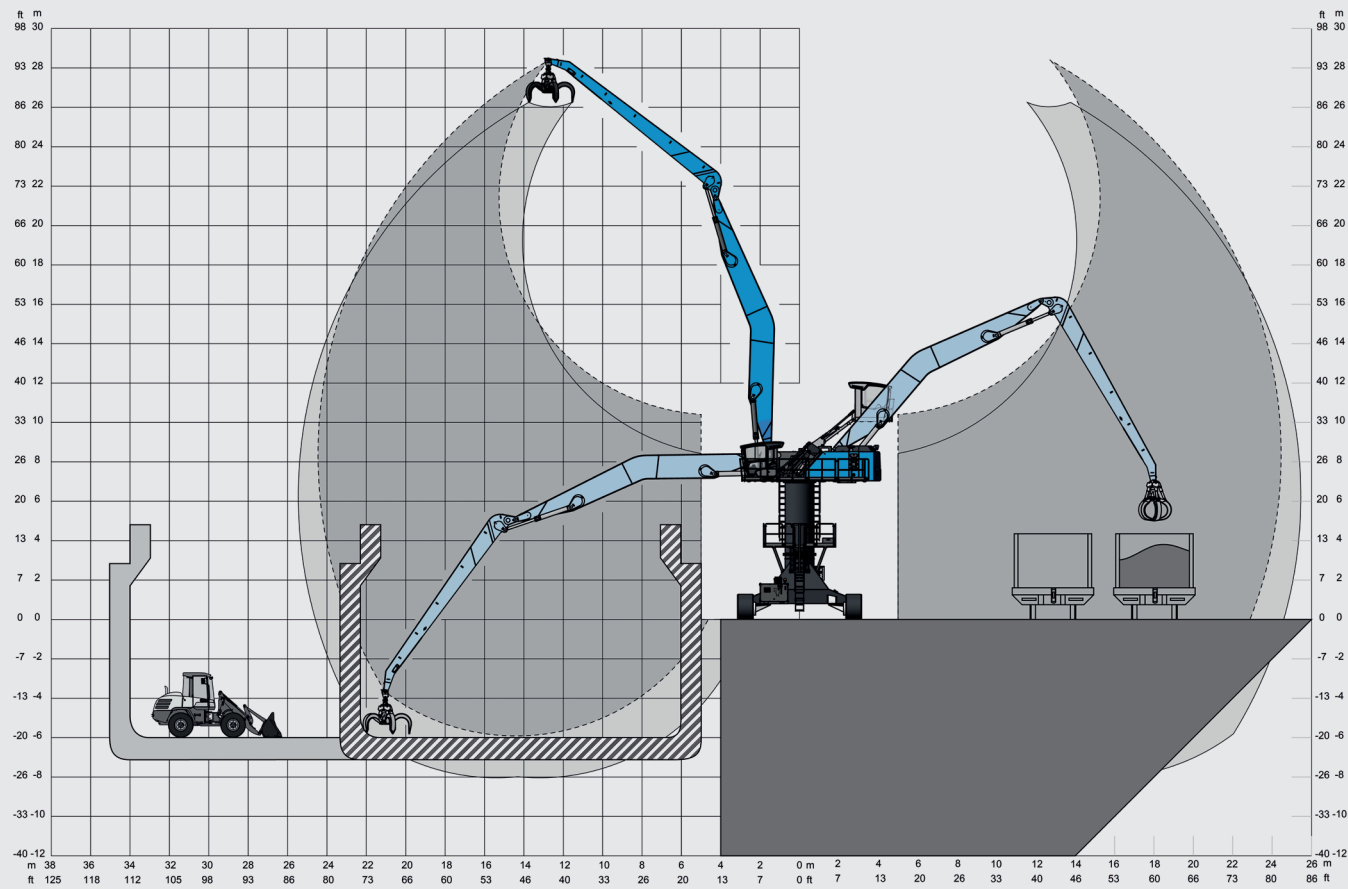




# MHL390

## Application Example (Pylon)

- **LOADING EQUIPMENT: 24.5 M (BANANA BOOM)** • **CABIN: VERTICALLY AND HORIZONTALLY ADJUSTABLE** • **VIEWING HEIGHT: 11.5 M** • **UNDERCARRIAGE: CRAWLER + PYLON**



## UNDERCARRIAGE VARIANTS AVAILABLE FOR DIFFERENT APPLICATION REQUIREMENTS



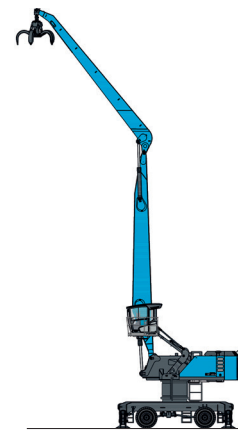
Mobile  
MHL390 F




Crawler  
RHL390 F



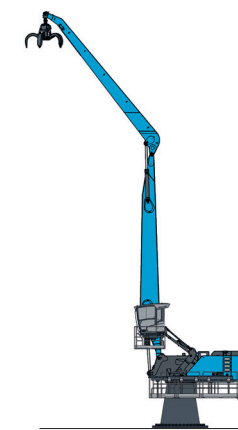
Stationary  
AHL390 F



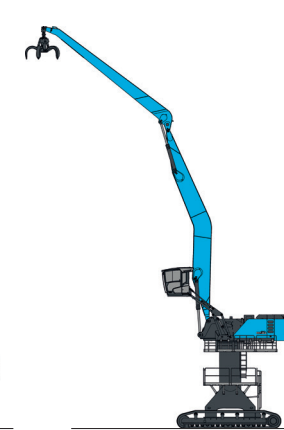
Mobile with Pylon  
MHL390 F (Pylon)



Crawler with Pylon  
RHL390 F (Pylon)



Stationary with Pylon  
AHL390 F (Pylon)



XL Crawler with Pylon  
RHL390 XL



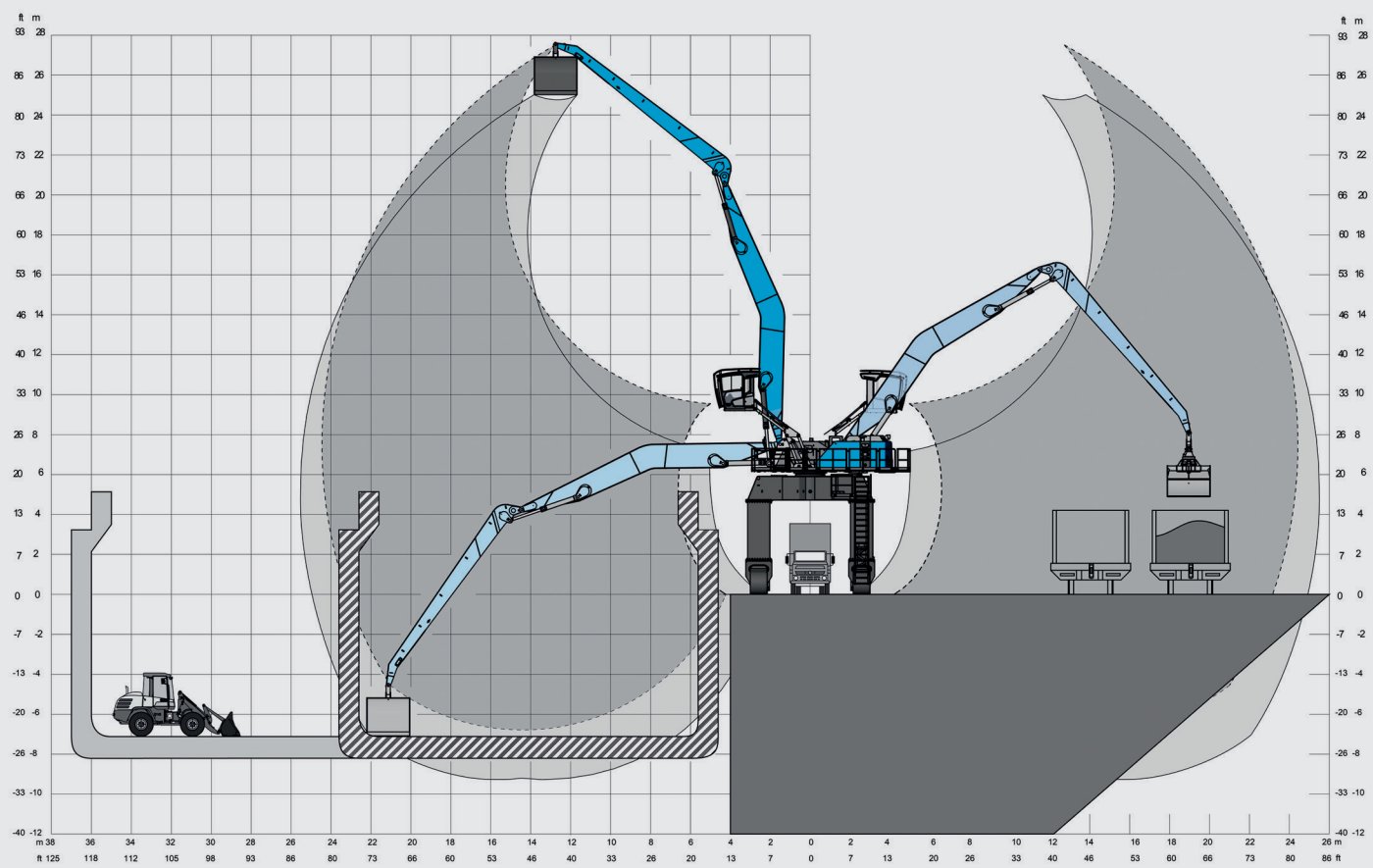
Crawler Gantry  
RHL390 F (Gantry)



# MHL390

## Application Example (Gantry)

- **LOADING EQUIPMENT: 24.5 M (BANANA BOOM)** • **CABIN: VERTICALLY AND HORIZONTALLY ADJUSTABLE**
- **VIEWING HEIGHT: 10.5 M** • **UNDERCARRIAGE: GANTRY**









# PROFESIONAL CUSTOMER SUPPORT

Anyone who opts for first-class products can also expect first-class service before and after making a purchase. At Fuchs, not only are the loading machines optimally tailored to the needs of the customers, but the services are too. So you can be sure that your Fuchs loading machine will provide you with the reliability you need.

A regularly trained team of service specialists, comprehensive technical documentation and useful online tools through to mobile service containers support our distributors worldwide in the fast and competent implementation of assembly, maintenance and repair work. In urgent cases, a hotline and service websites are available to the service partners outside of normal business hours.

## EDUCATION, TRAINING AND WORKSHOPS

The Fuchs global service network is the interface between distributors and the manufacturer. Highly qualified consultants and technicians are available to users to answer all questions about the Fuchs loading machines. They are supported by a sophisticated training and workshop programme in the Fuchs training centre, which is used by hundreds of international participants every year. Our professionally trained service technicians maintain contact with the service partners and support them in solving particularly demanding tasks.

## FAST SPARE PARTS SERVICE

If help is needed it has to happen quickly. That is why the Terex has set up state-of-the-art spare parts warehouses around the world, which dispatch tens of thousands of shipments per year. Thanks to the Terex Connected Dealer Inventory System, all of our participating business partners have access to hundreds of thousands of spare parts worldwide.





## MODULAR SYSTEM


### ATTACHMENTS



Cactus grab



Timber grapple



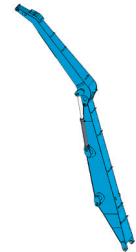
Clamshell grab



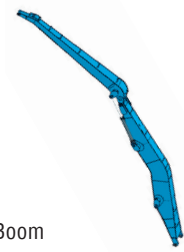
Load hook



### WORK EQUIPMENT



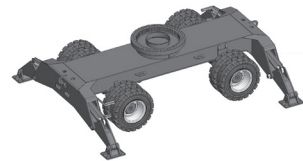
Straight



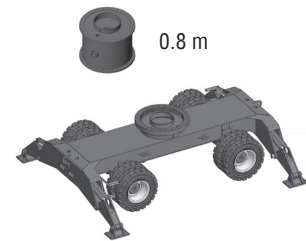
Banana Boom



### UNDERCARRIAGES



Standard-undercarriage

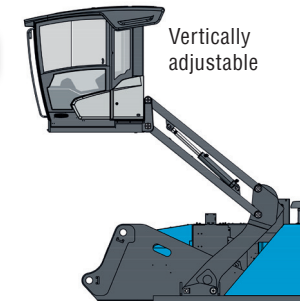


Standard-undercarriage

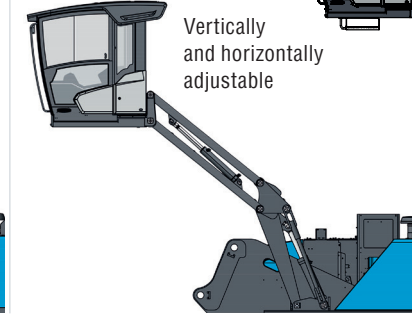
0.8 m



### CAB SYSTEMS




Vertically adjustable




Vertically and horizontally adjustable

Hydraulically adjustable cabin "Port": viewing height: 8.8 m

### ENGINES




Diesel engine



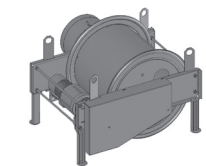
Electric motor



### OPTIONS



Cable reel

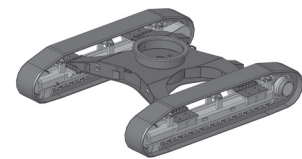


Cable drum




XL-undercarriage

1.4 m



Crawler



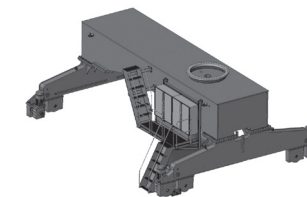
Crawler

0.8 m

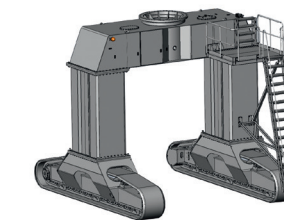


Crawler: XL-undercarriage


3.7 m



Rail undercarriage




Gantry



AHL Standard-undercarriage

0.4-3.0 m



AHL Pylon

0.6-3.0 m





**WORKS FOR YOU.™**

[www.terex.com/fuchs](http://www.terex.com/fuchs)

December 2023. Product specifications and prices are subject to change without notice or obligation. The photographs and/or drawings in this document are for illustrative purposes only. Refer to the appropriate Operator's Manual for instructions on the proper use of this equipment. Failure to follow the appropriate Operator's Manual when using our equipment or to otherwise act irresponsibly may result in serious injury or death. The only warranty applicable to our equipment is the standard written warranty applicable to the particular product and sale and Terex makes no other warranty, express or implied. © Terex Corporation 2023 - Terex, the Terex Crown design, Fuchs and Works For You are trademarks of Terex Corporation or its subsidiaries.



Terex® Deutschland GmbH | Industriestraße 3 | 76669 Bad Schönborn | Germany | Fon: +49 (0) 7253 84-0 | Fax: +49 (0) 7253 84-102 | [info@terex-fuchs.com](mailto:info@terex-fuchs.com)